


INDUSTRIAL DOZER

SERIES 717

PARTS BOOK



SEPTEMBER, 1960

TRACTOR AND IMPLEMENT DIVISION

Ford Motor Company

2500 East Maple Road • Birmingham, Michigan

DOZER

MODEL INDEX

<u>Model No.</u>	<u>Description</u>	<u>Page</u>
19-191	Frame Assembly, Industrial Dozer	3,4
19-192	Kit, Industrial Dozer Blade Mounting Brackets	5
19-193	Kit, Industrial Dozer Blade Angle Adaptor	6
19-194	Blade, 6Ft Industrial Dozer	7
19-195	Blade, 7Ft Industrial Dozer	7
19-196	Kit, 6Ft Industrial Dozer Blade Extension	7
19-197	Kit, 7Ft Industrial Dozer Blade Extension	7
19-138	Spring Release (For Dozer Blades)	8,9
190033	Kit, Skid Shoe and Bracket	10

GROUP INDEX

<u>Group No.</u>	<u>Description</u>	<u>Page</u>
1-1	19-191 Frame Assembly, Industrial Dozer	3
1-2	Cylinder Assembly, 19-191	4
1-3	19-192 Blade Mounting Brackets	5
1-4	19-193 Kit, Industrial Dozer Blade Angle Adaptor	6
1-5	Blade & Extension	7
1-6	Spring Release, Dozer Blade, 19-138	8
1-7	Kit, Skid Shoe & Bracket	10

DOZER

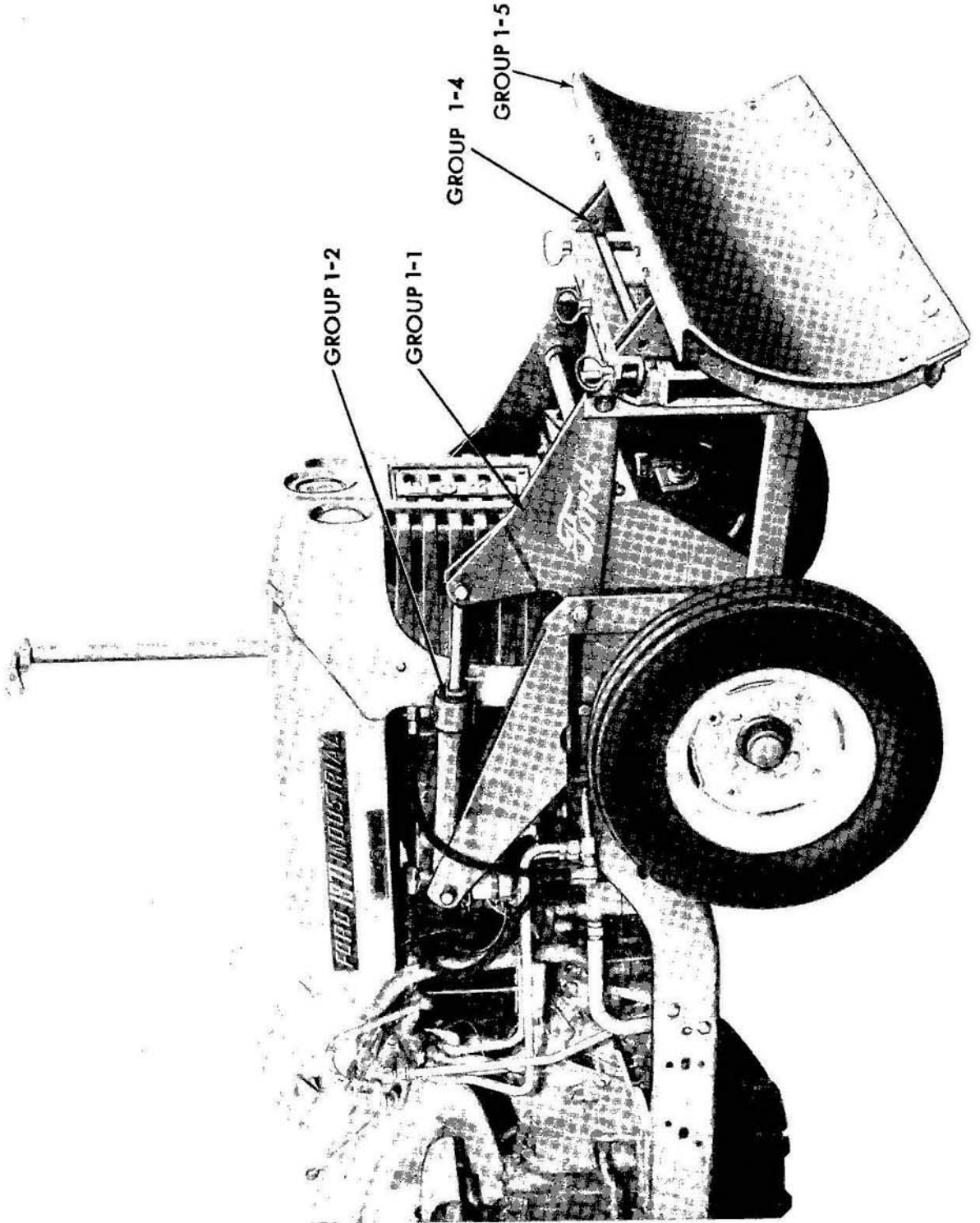


Figure A - Ford Industrial Dozer Assemblies

DOZER

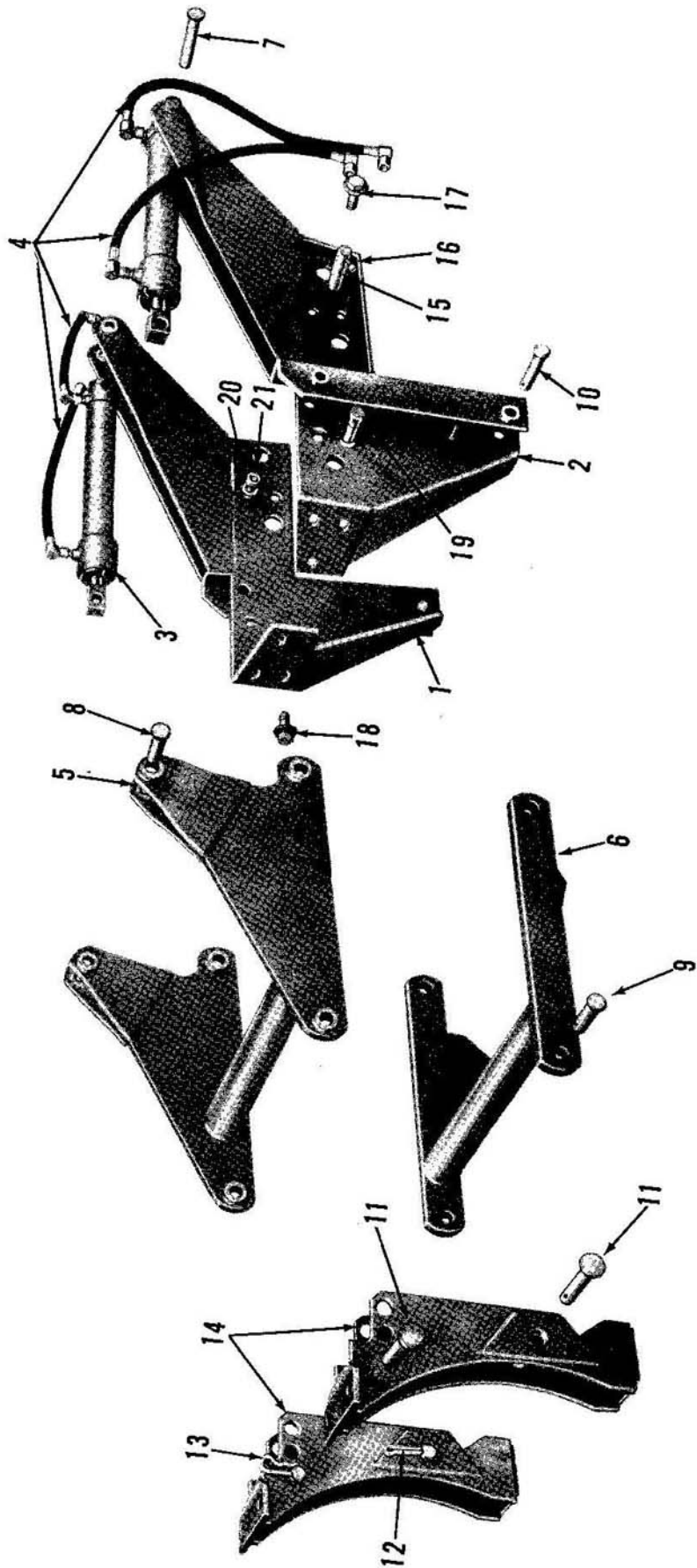


Figure 1 - Dozer Frame Assembly

DOZER

FIG.	PART NO.	NAME AND DESCRIPTION	QTY. REQ.
1		<u>GROUP 1-1 19-191 FRAME ASSEMBLY, INDUSTRIAL DOZER</u>	<u>19-191</u>
1	194170	BRACKET, Frame Mounting, Right	1
2	194171	BRACKET, Frame Mounting, Left	1
3	194205	CYLINDER ASSEMBLY, Hydraulic (See Figure 2)	2
4	193989	HOSE, Male & Female Swivel Ends, 7/8 - 1 1/4 x 28"	4
-	372219-S91	"O" RING	4
5	194175	LINK, Upper Cylinder	1
6	194172	LINK, Lower	1
7	194184	PIN, 1 x 5.12 Clevis - Cylinder to Upper Link	2
8	194183	PIN, 1 x 3.88 Clevis - Cylinder to Lower Link	2
9	194182	PIN, 1 x 3.62 Clevis - Link to Bracket	2
10	194181	PIN, 1 x 3.25 Clevis - Frame to Plate	2
11	196347	PIN, 1 x 4.84 Clevis - Blade to Plate	4
12	72075-S8	COTTER PIN, 1/4 x 1-1/2 - Pins	10
13	358813-S8	PIN, Spring	2
14	196477	PLATE, Blade Support	2
15	190955	PIN, 1 x 3.80 Drilled)	2
16	20520-S8	BOLT, 5/16 - 18 x 2 Hex Hd)	2
--	34806-S7	LOCKWASHER, 5/16)	2
--	33797-S8	NUT, 5/16 - 18 Hex)	2
		Upper Link to Bracket	
17	45798-S	BOLT, 3/4 - 10 x 2-1/2 Hex Hd)	4
18	45784-S8	BOLT, 3/4 - 10 x 2-1/4 Hex Hd)	4
19	303416-S	BOLT, 3/4 - 10 x 2-1/2 Flow)	4
--	44748-S8	WASHER, 3/4 Flat)	6
20	34813-S7	LOCKWASHER, 3/4)	14
21	34674-S8	NUT, 3/4 - 10 Hex)	14
		Bracket to Tractor	
--	305238	DECAL, Ford, Located on Upper Lift Links	2

DOZER

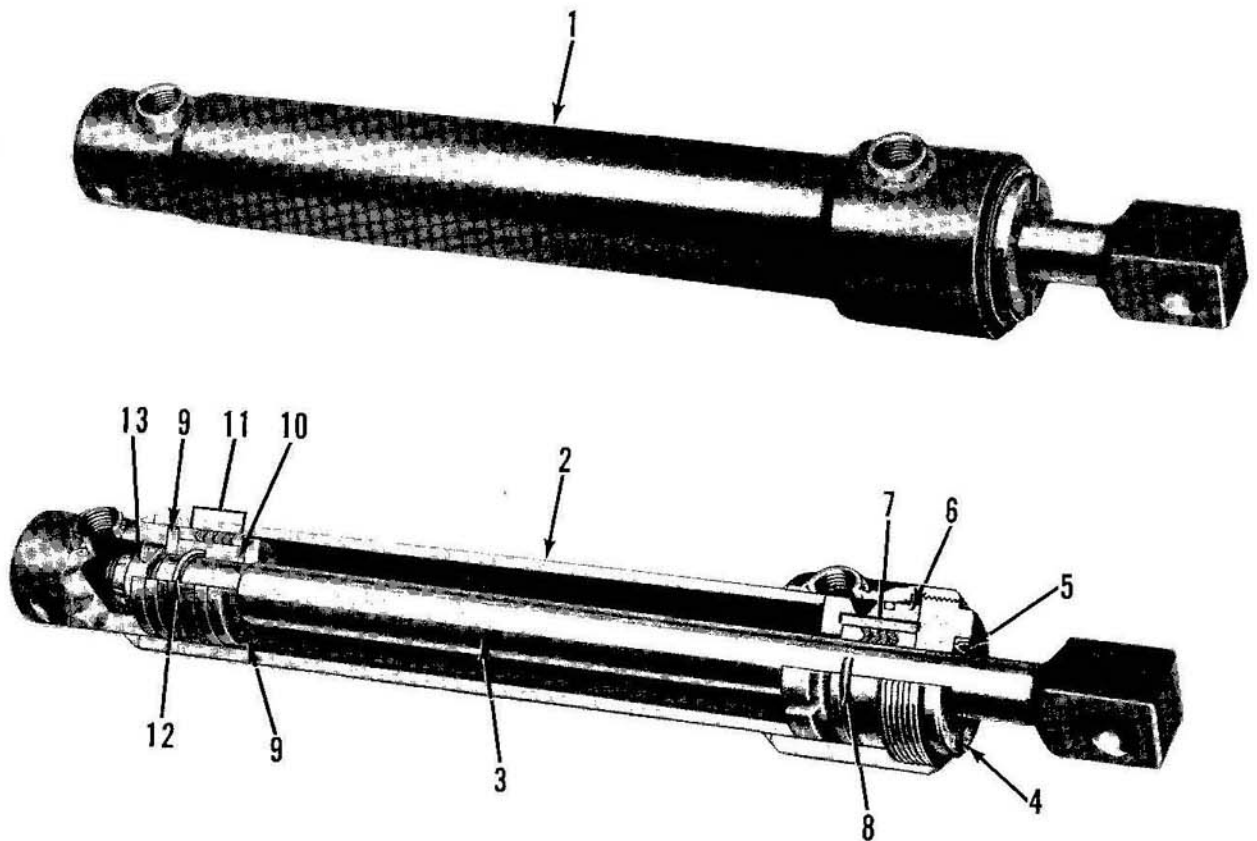


Figure 2 - Cylinder Assembly

FIG.	PART NO.	NAME AND DESCRIPTION	QTY. REQ.
2		<u>GROUP 1-2 CYLINDER ASSEMBLY</u>	
1	194205	CYLINDER ASSEMBLY, 2-1/2 Bore, 13-1/8 Stroke, 8500# thrust, 7/8 - 1 1/4 Ports, Double Acting	2
		Consists of:	
2	194179	TUBE, Cylinder	2
3	193987	ROD, Piston	2
4	108090	NUT, Cylinder Packing	2
5	195279	SEAL, Oil	2
6	194178	GLAND, Cylinder Packing	2
7	194191	PACKING ASSEMBLY	2
8	87074-S91	"O" RING	2
9	195288	STOP, Cylinder	4
10	193818	PISTON, Cylinder	2
11	194190	PACKING ASSEMBLY	2
12	87053-S91	"O" RING	2
13	34432-S8	NUT, 7/8 - 1 1/4 Hex, Lock	2

DOZER




Figure 3 - 19-192 Kit

FIG.	PART NO.	NAME AND DESCRIPTION	QTY. REQ.
3		GROUP 1-3 19-192 KIT, INDUSTRIAL DOZER BLADE MOUNTING BRACKETS	19-192
1	194189	FRAME, Dozer Blade, Pivot	2
2	194183	PIN, 1 x 3.88 Clevis) Frame to Lower Lift Arm	2
-	72075-78	COTTER PIN, 1/4 x 1-1/2)	2

DOZER

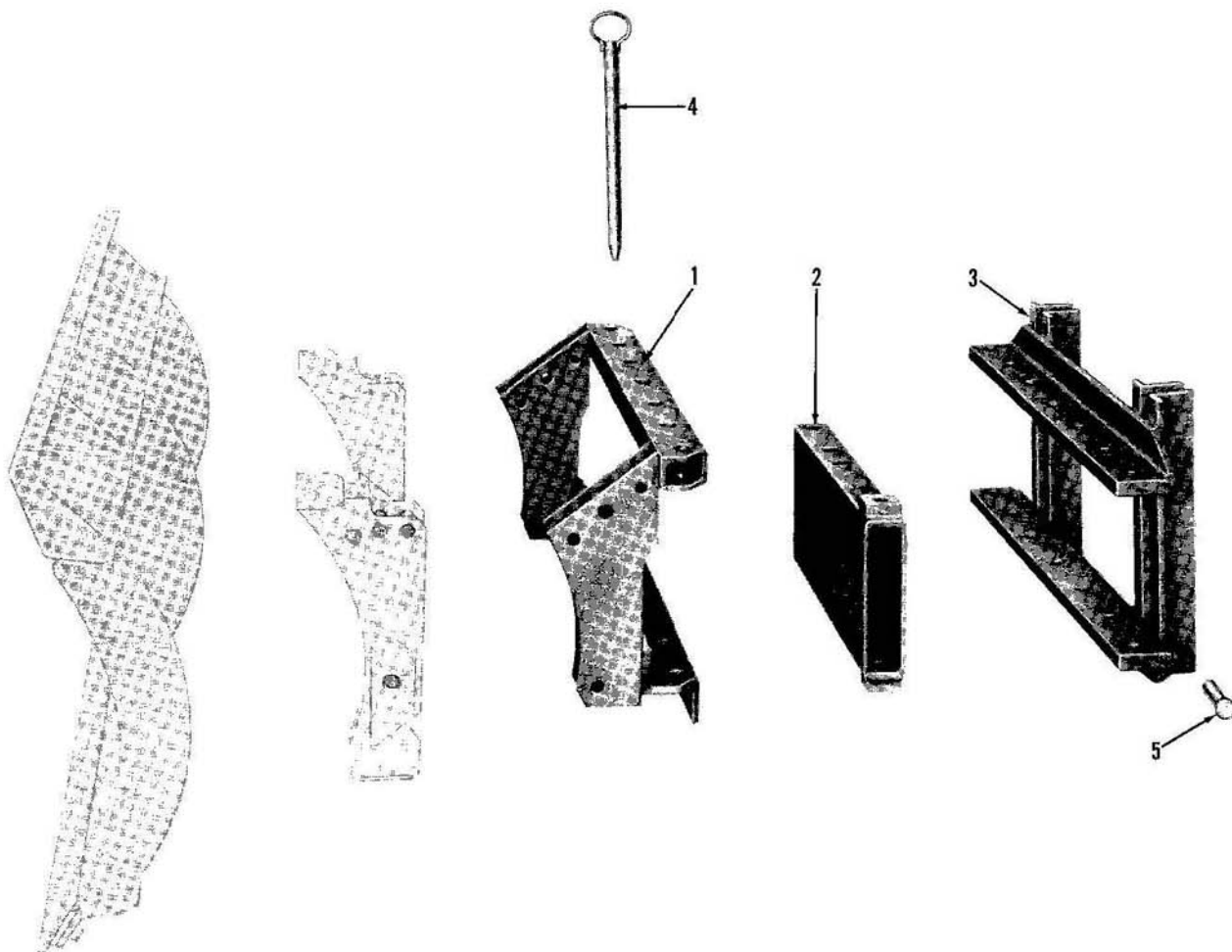


Figure 4 - 19-193 Kit

FIG.	PART NO.	NAME AND DESCRIPTION	QTY. REQ.
4		<u>GROUP 1-4 19-193 KIT, INDUSTRIAL DOZER BLADE ANGLE ADAPTOR</u>	19-193
1	194177	FRAME, Dozer Plate Pivot	1
2	194173	HINGE, Blade	1
3	194165	FRAME, Blade Support	1
4	190948	PIN, Drop	3
5	194181	PIN, 1 x 3.25 Clevis)	2
-	72075-S8	COTTER PIN, 1/4 x 1-1/2) Link to Frame	2

DOZER

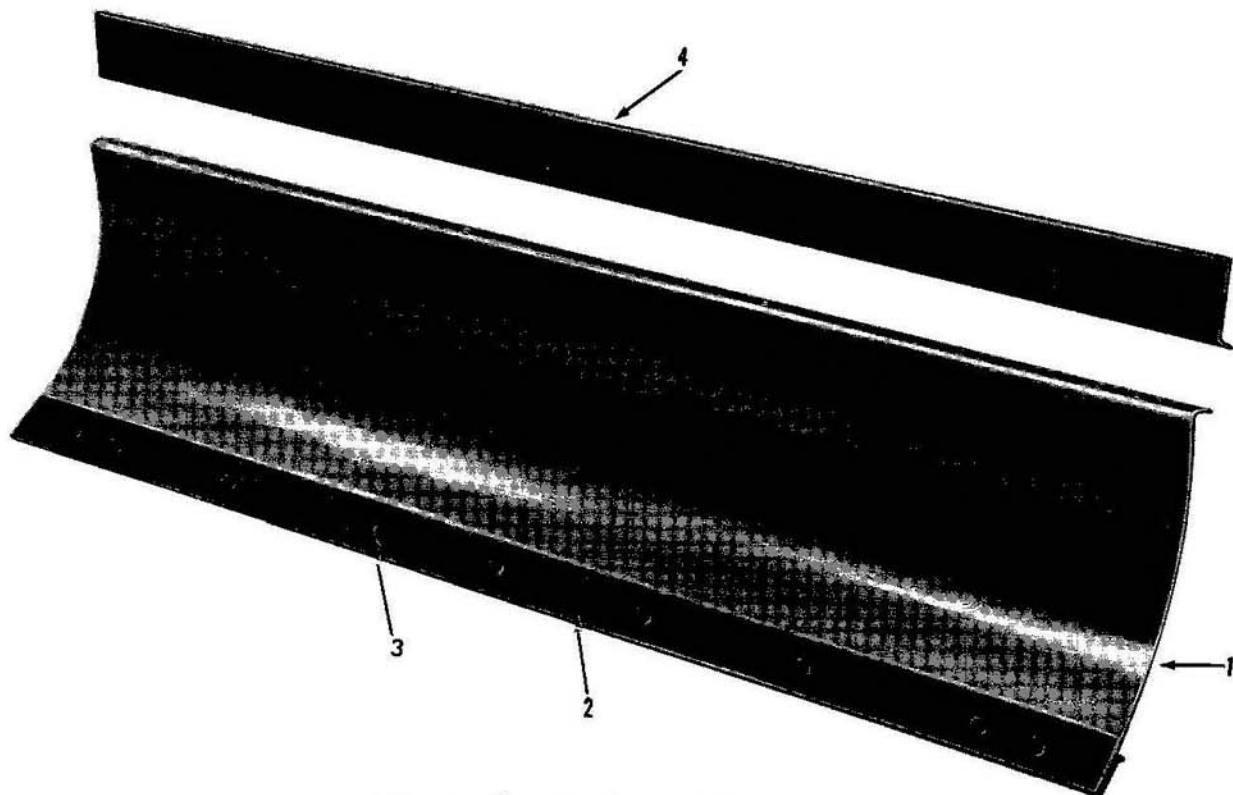


Figure 5 - Blade and Extension

FIG.	PART NO.	NAME AND DESCRIPTION	QTY. REQ.	
5		<u>GROUP 1-5 BLADE AND EXTENSION</u>	19-194	19-195
1	19-194	BLADE, 6Ft, Industrial Dozer	1	
-	19-195	BLADE, 7Ft, Industrial Dozer		1
2	194827	LIP, 6Ft, Cutting	1	
-	193531	LIP, 7Ft, Cutting		1
3	300308-S8	BOLT, 1/2 - 13 x 1-1/2 Flow)	9	11
-	34809-S7	LOCKWASHER, 1/2) Lip to Blade	9	11
-	33845-S8	NUT, 1/2 - 13 Hex)	9	11
-	302515-S8	BOLT, 3/4 - 10 x 1-3/4 Carr)	2	2
-	34813-S7	LOCKWASHER, 3/4) Bracket Stringer	2	2
-	34674-S8	NUT, 3/4 - 10 Hex)	2	2
-	20526-S8	BOLT, 1/2 - 13 x 2 Hex)	4	4
-	34809-S7	LOCKWASHER, 1/2)	4	4
-	44736-S8	WASHER, 1/2 Flat) Bracket to Blade	2	2
-	33845-S8	NUT, 1/2 - 13 Hex)	4	4
4	19-196	KIT, Extension, 6Ft Dozer Blade	1	
-	19-197	KIT, Extension, 7Ft Dozer Blade		1
		Consists of Extension plus:		
-	20432-S8	BOLT, 1/2 - 13 x 1-1/4 Hex)	4	4
-	34809-S7	LOCKWASHER, 1/2) Extension to	4	4
-	33845-S8	NUT, 1/2 - 13 Hex) Blade	4	4

DOZER

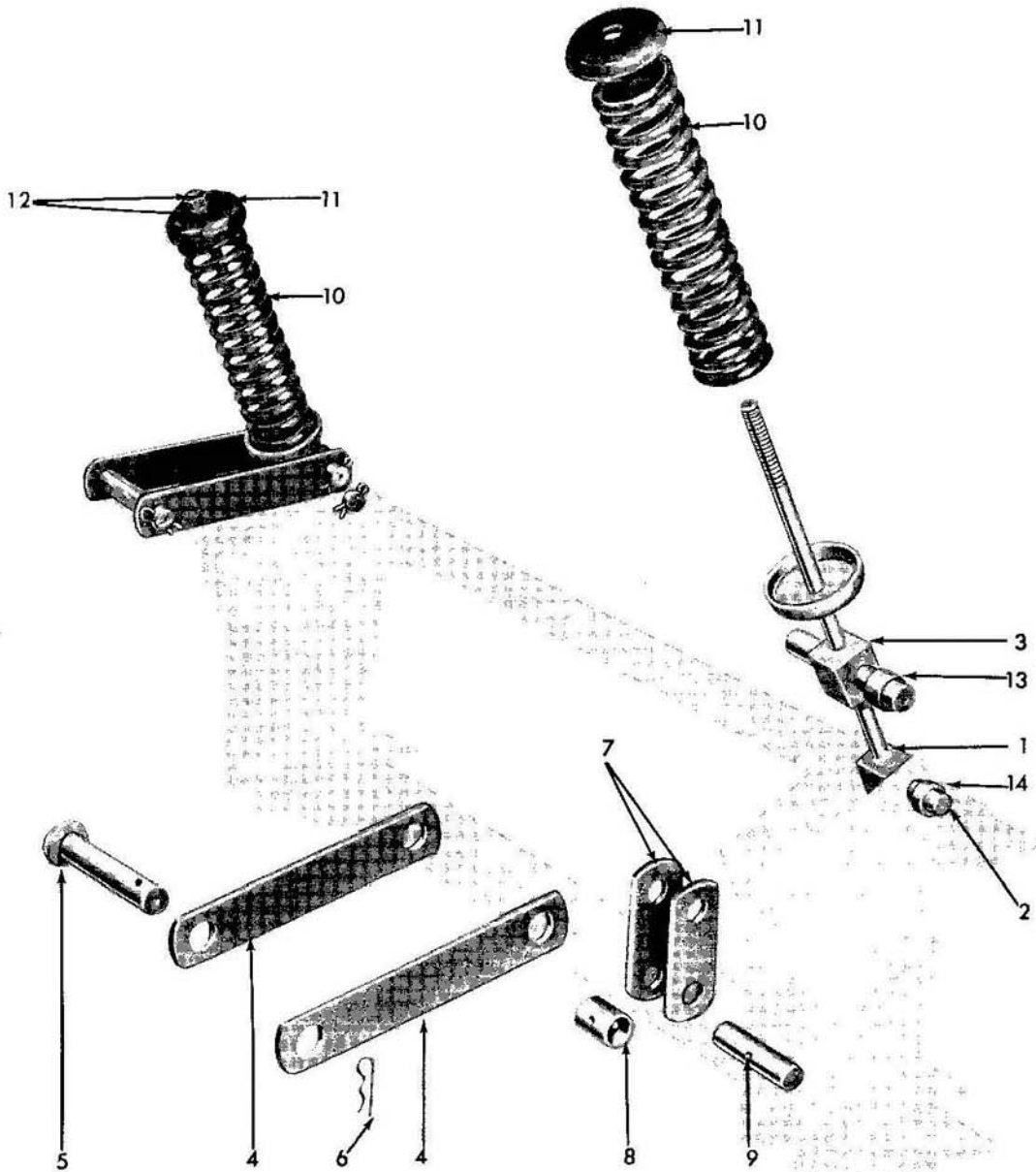


Figure 6 - Spring Release (For Dozer Blades)

FIG.	PART NO.	NAME AND DESCRIPTION	QTY. REQ.
6			19-138
		<u>GROUP 1-6 SPRING RELEASE</u>	
-	19-138	SPRING RELEASE	1
1	108000	GUIDE, Spring (WA)	2
2	108008	PIN, 3/4 x 4.31 Drilled - Spring Guide to Frame	2
3	108003	TRUNNION, Spring Guide	2
4	108004	LINK, Spring Long	4
5	108031	PIN, 1.00 x 5.56 Headed Drilled)	2
6	358813-S8	PIN, 1/4 x 3-1/4 Spring) Link to Bracket	2

DOZER

FIG.	PART NO.	NAME AND DESCRIPTION	QTY. REQ.
6		<u>GROUP 1-6 SPRING RELEASE (Cont'd)</u>	19-138
7	108005	LINK, Spring, Short	4
8	108006	SPACER, (1" Pipe x 1.72 (Short Link)	2
9	108007	PIN, 1 x 3-3/4 Drilled) Short Link to Frame	2
-	72111-S8	PIN, 1/4 x 2 Cotter)	2
-	72073-S8	PIN, 3/16 x 1-1/2 Cotter - Trunnion & Spring Guide Pins	8
10	190001	SPRING, Release	2
11	190002	CAP, Spring	4
12	33946-S8	NUT, 5/8 - 11 Hex, Jam	4
13	190335	SPACER, 1" Pipe x 3/4"	4
14	202336	SPACER, 3/4 Std Pipe x .46 (Pivot) - Spring Guide . .	4

DOZER

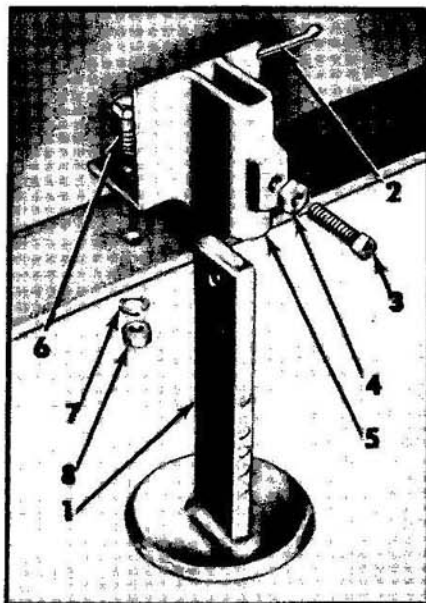


Figure 7 - Kit, Skid Shoe & Bracket

FIG.	PART NO.	NAME AND DESCRIPTION	QTY. REQ.
7			190033
		<u>GROUP 1-7 KIT, SKID SHOE and BRACKET</u>	
-	190033	KIT, Skid Shoe and Bracket	2
		Consists of:	
1	190034	SHOE, Skid	2
2	72057-S8	COTTER PIN, 1/4 x 1-1/4	2
3	91476-S	SET SCREW, 1/2 - 13 x 1-1/2 Sq Hd Cup Pt	2
4	33942-S	NUT, 1/2 - 13 Hex, Jam	2
5	190062	BRACKET, Mounting	2
6	20473-S8	BOLT, 1/2 - 20 x 1-1/2 Hex)	4
7	34809-S7	LOCKWASHER, 1/2) Bracket to Blade	4
8	33846-S8	NUT, 1/2 - 20 Hex)	4

NUMERICAL INDEX

108000	Guide	8	194173	Hinge	6
108003	Trunnion	8	194175	Link	3
108004	Link	8	194177	Frame	6
108005	Link	9	194178	Gland	4
108006	Spacer	9	194179	Tube	4
108007	Pin	9	194181	Pin	3,6
108008	Pin	8	194182	Pin	3
108031	Pin	8	194183	Pin	3,5
108090	Nut	4	194184	Pin	3
190001	Spring	9	194189	Frame	5
190002	Cap	9	194190	Packing	4
190033	Kit	10	194191	Packing	4
190034	Shoe	10	194205	Cylinder	3,4
190062	Bracket	10	194827	Lip	7
190335	Spacer	9	195279	Seal	4
190948	Pin	6	195288	Stop	4
190955	Pin	3	196347	Pin	3
193531	Lip	7	196477	Plate	3
193818	Piston	4	202336	Spacer	9
193987	Rod	4	300308-S8	Bolt	7
193989	Hose	3	302515-S8	Bolt	7
194165	Frame	6	303416-S	Bolt	3
194170	Bracket	3	305238	Decal	3
194171	Bracket	3	358813-S8	Pin	3,8
194172	Link	3			